

KITE MAKING AND FLYING



 **SCOUTING
IRELAND**
**ADVENTURES
BEGIN HERE**

Kite flying

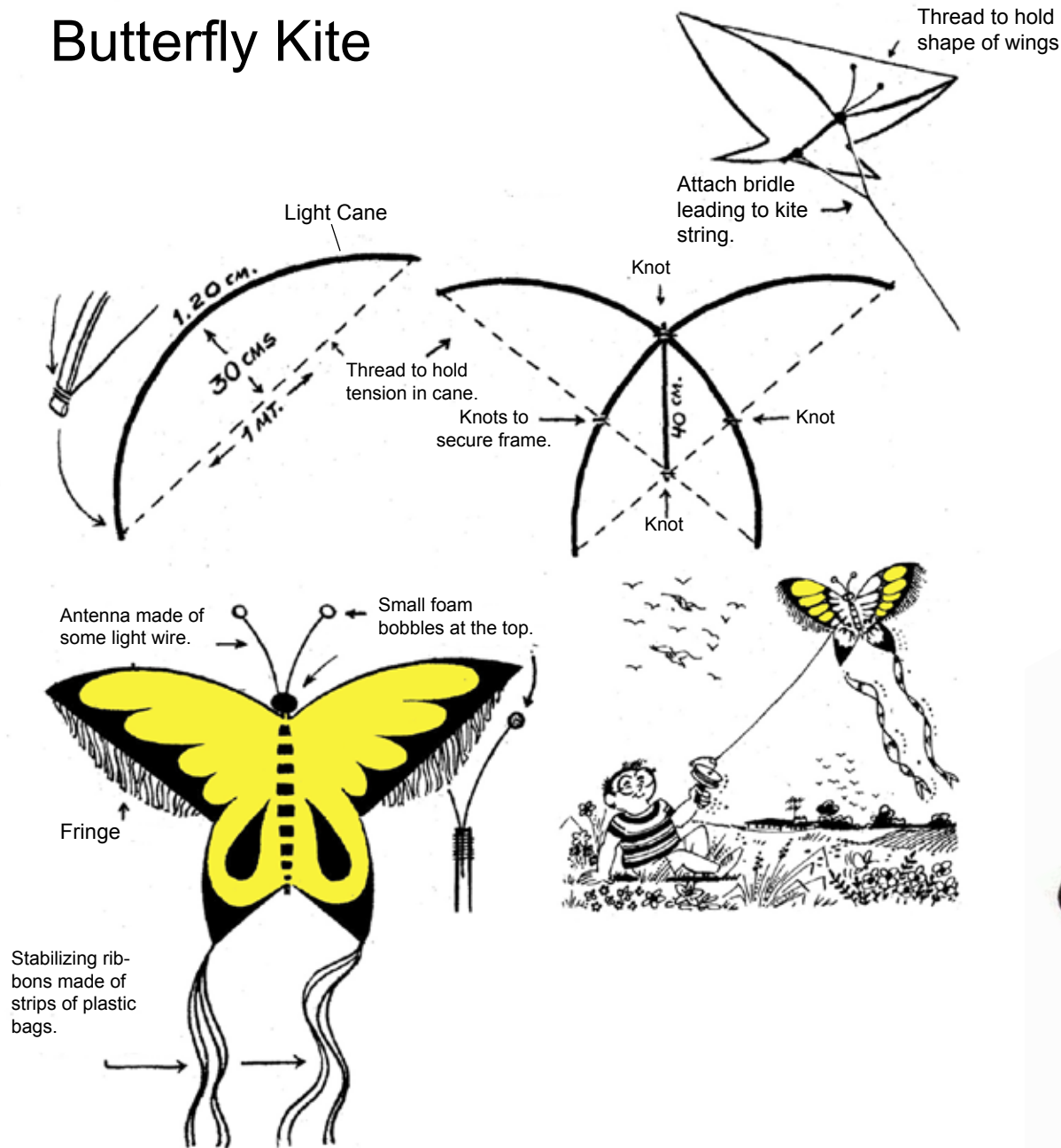
All over the world people are taking to the air with this 2,000-year-old hobby, the simplest and the most antique flying machine invented by the man- the kite.

Kite flying and making is a traditional skill of Chinese people and many of the simple kite designs are created around festivals and celebrations.

A kite is like a lucky item which carries people's longings and hopes. If you wish for something joyous, you decorate your kites with numerous flowers, birds or red Chinese characters which means double happiness. If you want to live a long and healthy life, a crane kite or a peach kite is a good choice, for the animal and fruit are symbols of immortality. If you like something lucky, you can make a dragon kite or phoenix kite. If you fly kites just for fun, you can make kites with funny images and shapes. Although the kite was invented thousands of years ago, it is still a popular pastime and item for celebration in many countries around the world.



Butterfly Kite



Butterfly Kite

The Chinese often make and fly Butterfly kites because they represent beauty and a free spirit. There is an old saying: Only the greatest artists go to heaven to paint butterfly wings.

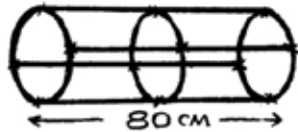
The Lark Kite

In China, birds are a symbol of happiness and kept for their beauty and singing ability.

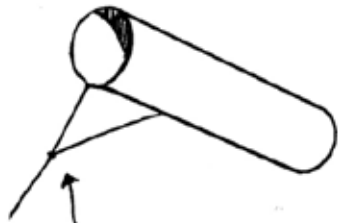


Cone kite

Firstly create some cane hoops. if cane is soaked in water for a while it is easy to bend into shape.




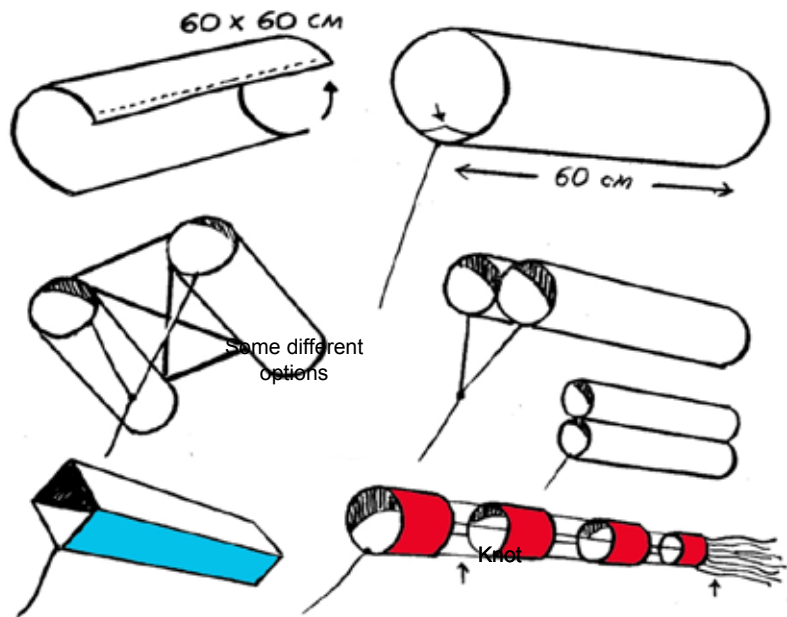
Then create the cone frame



Attach bridle string to front of cone and also along the cone. This keeps the cone aligned with wind flow that passes through the cone

The cane frame is then covered in light paper. As an alternative to the cane frame you can also use light plastic or laminated stiff paper to create the cones.

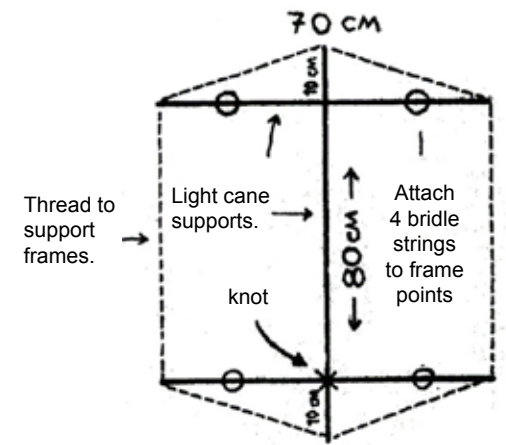

Laminated plastic paper cone



Dragon kite

Dragon kites can be made either as a series of cone kites or as a 'face kite' with a long trailing tail.

The serpent is a very spectacular kite, great fun to fly, and yet very easy to make. This kite can also be made to look like a ghost with a long white tail.

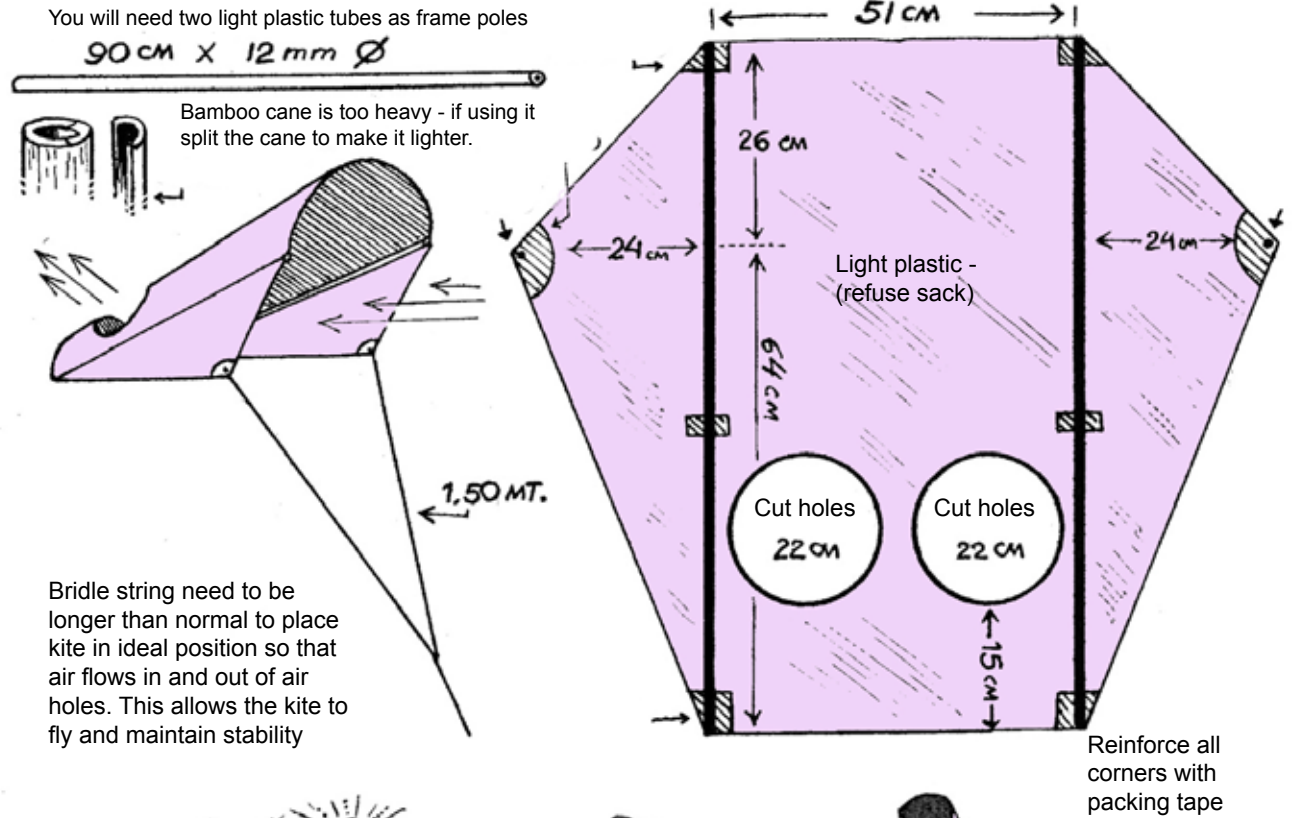


Simple Sledge Kite



Rice Kite

This rice kite is traditionally used by Chinese farmers in a ceremony in which they scatter rice over their paddy fields to ensure a good harvest.



How to make kites

Visit the link below to discover instructions on how to make a vast collection of simple kite designs.



https://www.youtube.com/channel/UC4gl-UPN7I3Nj7on_TXLtgxA/videos

