

STEP OUT!



SCOUTING
IRELAND

BETTER WORLD AWARD

Step Out! Programme

Completed in three phases, using a Global Citizenship Approach to build on:

- Ethics and Integrity Skills
- Communication Skills
- Interpersonal and Leadership Skills
- Problem Solving Skills

To be a more active citizen and live up to the Scout Promise & Law!

1 Step In
Topic: Values and SDGs

2 Step Up
Topic: Community Citizenship Project

3 Step Out
Topic: Review and Reward



Communication



Ethics & Integrity



Leadership



Problem Solving

BETTER WORLD AWARD

Step Out! Programme

Who can apply?

This programme is best completed by a group and is most suited to Scouts, Ventures and Rovers.

When can I apply?


Anytime of the year.

Where Can I apply?

On our Better World Website.

Why Should I apply?

To qualify for the Better World Award, while building upon important skills and becoming a more globally aware citizen.



Step 1:
Read through this booklet and the programme requirements.

Step 2:
Complete the Step In phase, exploring personal and collective values, as well as learning about the Sustainable Development Goals.



Step 3:
Form a group. Recommended size 6-8 people.


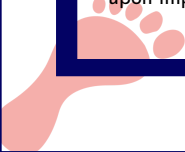

Step 4:
Complete the Cocoa Pod activity, to help with planning for your project.

Step 5:
Upload learnings from Step In to the Better World Website and your plan for the group project.

Step 6:
Get started on your community project, keeping record to upload to the Better World Website upon completion.

Step 7:
Upload the completed project to the Better World Website.

Step 8:
Await contact from the Better World Team to receive awards and supports for next steps.



Step In

The purpose of the Step In phase is to look inwards and reflect on personal and group values. This helps to understand why local, national, and global issues matter to us.

In this phase, we will also look at the Sustainable Development Goals, and how we can use them to decide on the topic of our group project.

What are values?

Values are a core part of who we are, and who we want to be.

Values are things that we believe to be important and should ascertain our priorities and decisions we make.

What are SDGs?

Sustainable Development Goals are a group of 17 goals to bring us together as one world. The goals address issues of climate change, social innovation and peace.

The goal is to have everyone involved and leave no one behind.

Exploring Values:

- I can list at least 5 values.
- I know which values I prioritise.
- I know how my values effect my communities.
- I can link these values to my Scouting values.

Using the Value Card pack, or the list of values on the following page for reference, let's engage with values! You'll also need a ball of yarn/string/rope!

There is an example of an activity below, can you make any more?

Run Time approx 20 minutes

Tools: Value Card Pack / list of values

Place down three markers: Agree, Unsure Disagree. Instruct participants to line up, single file behind 'Unsure'. Randomly select two value cards from the deck. State: value x is more important than value y. The participants must individually decide whether they agree, disagree or are unsure, by moving to the relevant marker.

Participants can feed back to the wider group as to why they feel this way.

Get Creative! How else could you use a walking debate to reflect on values?

SDGs:

- I can name at least 3 SDGs.
- I know which SDGs I prioritise.
- I know how SDGs can help communities.
- I can link some SDGs to my values.

Using the SDG Card pack, or the SDG grid on the following page for reference, let's engage with the SDGs!

There is an example of an activity below, can you make any more?

Run Time approx 30 minutes

Tools: SDG Card Pack

In your group, form a large circle. As a group, discuss the Sustainable Development Goals and what they are. Split up into groups and under three headings; People, Planet, Peace, assign each SDG to a group. Bring your decisions back to the wider group and discuss. Decide on a final categorisation.

Split into three groups and assign one of the categories to each group.

Explore the SDGs in your category together and decide on the most important one.

Make a poster to visualise your ideas and thoughts. Try to include values in your graphics!

VALUES

- Community
- Adventure
- Success
- Family
- Kindness
- Respect
- Courage
- Compassion
- Independence
- Teamwork
- Integrity
- Loyalty
- Humour
- Love
- Empathy
- Friendship

SUSTAINABLE DEVELOPMENT GOALS



Step Up

The purpose of the Step Up phase is to work with a group of your peers, exploring local, national and global issues to complete a community project focused on people, planet or peace.

This phase is about stepping up and looking out. How can you make a difference?

Group Development

Forming - Getting the team together, creating ground rules and collective goals.

Storming - Learning how to communicate with each other, conflicts may arise.

Norming - Trust and collaboration is easier.

Performing - Completing the tasks, working together cohesively.

Adjourning - Wrapping up and celebrating task completion.

Group Dynamics

The way a group works together, individual roles within the group forming a collective. Roles within the group can form naturally or be assigned.

Who are you in groups? Do you show up as a leader? A mediator? A jokester? Every role has a purpose.

Plan

Forming: Start with an icebreaker, like 2 truths 1 lie. Even if you have worked together with people in this group before. See it as an opportunity to play a fun game together, learn something new about each other. Starting a new project is like wiping the slate clean, you are coming together working towards a new set of goals.

What other icebreakers can you come up with?

Using the Cocoa Pod planner, come together as a group and decide on collective values, practical needs, and goals of the group. The cocoa pod can be found on the next page of this resource.

Reflect individually on who you would like to show up as in this new group. Does your group need to assign roles to complete the project? Will these roles form naturally?

Do

Storming: Using the Compass Rose, identify and discuss issues impacting a community. What SDGs are concerned with these issues? Which category does this issue fall under - People, Planet, or Peace? Decide on the theme of your project. Upload your project plan to the Better World Website.

Norming: Fall into your roles and begin the process of doing your project.

Performing: Actively completing the project. Continue to reflect and log the process. What's working well, what needs improvement? Do the aims of the project need to be adjusted?

Remember, it's normal to encounter difficulties when completing projects.

Review

Adjourning: The action part of your project is over. Now, it's time to reflect as a collective. How did you do? Looking at the goals that were set at the beginning and what was achieved, did you manage to stick to the plan?

Can you see the impact from the actions of the project? Are these short-term impacts or long term?

What worked well? What would you differently next time? Review the Cocoa Pod. Did you stick to the agreements? What were the sparkling moments (moment of joy), growth moments (new skill or knowledge gained) and hot button moments (challenge or conflict)?

Make a poster describing your project, covering topics of aims, reasoning, outcomes. Upload to the Better World Website and celebrate the completion of your project - well done!



Cocoa Pod

A cocoa pod is the fruit of the cacao tree. The cacao tree grows pods that protect cacao beans. These beans are the primary ingredient used in the cocoa and chocolate products.

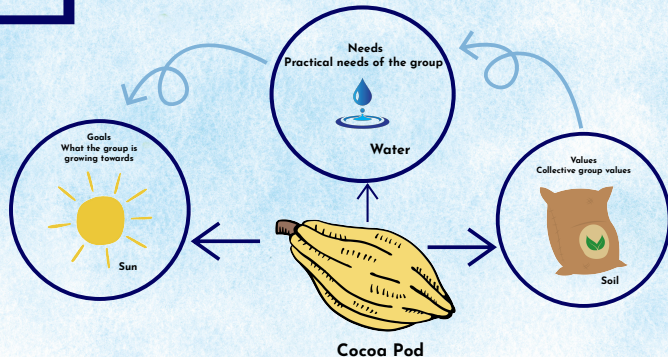
The purpose of the Cocoa Pod activity is to bring the group together and look at our collective goals, needs, and values.

The cocoa plant is where chocolate comes from. The fruit that grows has a hard shell, protecting any individual cocoa beans.

The plant is Scouting Ireland, the pod is your group and the beans are you!

To grow, the plant needs Soil, Water, and Sun. The Soil represents the values of your group. The Water represents the practical things you need to complete your project.

The Sun represents what you as a group are growing towards, your goals.



Compass Rose

The compass rose is a tool your group can use as a guiding tool in separating issues into four categories: Personal, Local, National and Global.

What other ways can you categorise issues?

Three Pillars

The compass rose is a tool your group can use as a guide to separate issues into three categories: People, Planet, Peace.

What other ways can you categorise issues?

Use these tools to brainstorm with your group the issues affecting different communities, guiding your choice in project topics.

Personal: School
Local: Littering
National: Accommodation
Global: War

People: Access to Quality Education
Planet: Climate Action
Peace: Strong Institutions

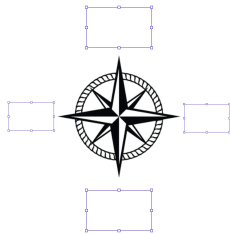
Three Pillars

People

Planet

Peace

Compass Rose





Step Out

The purpose of the Step Out phase is to look up and out to the future!

After logging and reporting your project and its outcomes, each individual in your group will be eligible to receive the Better World SDG Pin award.

But what next? How will your group and you as Scouts continue to be active citizens and agents of change?

Active Citizenship

Active citizenship is all about taking action in your community, acting on issues to promote a better society and better world. Voting is an example of active citizenship, completing your community project is an example of active citizenship. Voicing concerns and taking on responsibility to stay informed is active citizenship. Actively engaging with services in the area is active citizenship. What else is global citizenship?

Skills Summary

Skills Summary is an online tool that young people 16-25 can use to log and reflect upon skills. If you are 16 or older, you are required to complete the Skills Summary module, as outlined on the following page.

Rainbow Planner

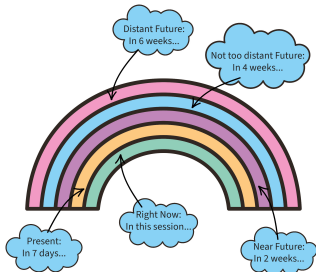
How to Use Instructions:
Begin with the distant future of what is to be achieved - think big!
Move clockwise to decide what can be done in 6 weeks, 4 weeks, 2 weeks, 7 days and right now - to complete the project.

1. For this phase, start with your review of the project you have just completed.
Is your project something that can be continually worked on?
Can you delegate it to another service/group?

3. Next, collectively look at the concept of active citizenship together as a group.
How do you plan to be an active citizen?

2. Personal Reflection is next. What role did you take in your group?
Do you feel like you have increased knowledge and skills such as Ethics and Integrity, Communication, Problem Solving, Leadership.

4. Finally, use this Rainbow Planner to map out what is next for your group. What will you work on next?



Your group may discuss and not work on a new project together, and that's okay!
Now that you've gained the skills of being an active citizen, is there something you can do as an individual or with a new group? Use the rainbow planner to begin to map this out.
Remember: Being a Scout is leaving no one behind and making the world a Better World!

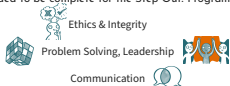


Using Skills Summary

Setting Up

1. Go to www.skillssummary.ie
2. Click the 'Sign Up' button in the top right hand corner
3. Scroll down to 'I am a Young Person', and click the orange 'Sign Up' button
4. Fill out your personal details
5. 'Under Organisation', input 'Scouting Ireland'
6. Under 'Project/Group Name', input 'Step Out'
7. Complete Sign Up
8. Follow next steps to activate and log into account

The Skills needed to be complete for the Step Out! Programme include:



Step In, Phase 1: Ethics & Integrity
Upon completion of the sessions of Step In (Values & SDGs), complete the Ethics & Integrity skill on Skills Summary

Step Up, Phase 2: Problem Solving, Leadership
Upon completion of the group project, complete the Problem Solving and Leadership skills on Skills Summary

Step Out, Phase 3: Communication
Upon completion of collectively reviewing the project and next steps, complete the communication skill on Skills Summary

Email *

Date of Birth *
Day: Month: Year:

Organisation *
Please select the organisation (youth club, school, etc.) you belong to below. You can select "Other" if you are a member of more than one organisation, simply choose one and email us at skills

Project / Group Name

Log in using your details used at the set up stage.
Landing on Dashboard, you'll have access to complete 12 skills.
Feel free to explore the site!



Tip: Keep a regular journal of each session to enable you to better complete the Skills Summary tasks. Writing in reflective journals are another skill you can develop!



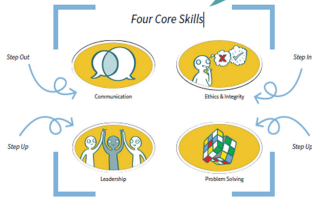
Evaluating and Reviewing the Good Work Done!

Step In:
Ethics & Integrity

Step Up:
Problem Solving, Leadership

Step Out: Communications

'Skills Summary is an easy to use online tool that measures the skills young people gain by participating in non-formal education such as youth work, volunteering and other out-of-school opportunities.'





Thank You for Taking Part!



Irish Aid

An Roinn Gnóthaí Eachtracha
Department of Foreign Affairs

