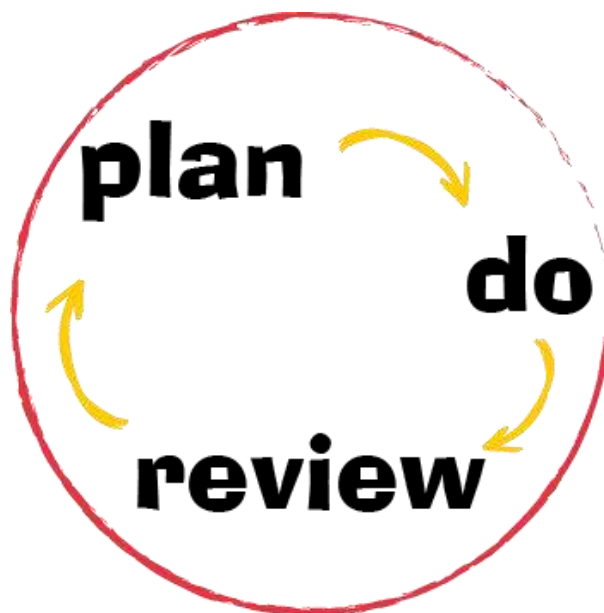


Planning and Reviewing

Programme cycles are very important for Beaver Scout programme. During each programme cycle it is important that Beaver Scouts are involved in at all stages to decide and help organise their programme, work in their Lodges supported by Scouters and review their programme. Each programme cycle involved three stages; Plan, Do, Review.



During these stages there is an opportunity for all Beaver Scouts to participate. Bree Beaver Scouts might give suggestions to the lodge about what they want to do, Ruarc Beaver Scouts might share what they have done before and would like to try it again and Conn Beaver Scouts might share with the Scouters the ideas of their lodge in order to plan. This resource contains ways to engage Beaver Scouts in this planning process and also how to get them to review when an activity / programme cycle is finished.

Planning

Gingerbread person


Time:

20 minutes

Materials Required:

Colours, template printout

In their lodges give out a cut out template of a gingerbread man to each Beaver Scout. On one side they should colour it in so it looks like they do. On the other side ask them to write / draw what they like doing and what they want to do. When everyone in the Lodge is finished get each Beaver Scout to explain what they have written / drawn to the rest of the Lodge.



Planning

Getting There

Time: 20 minutes

Materials Required: Cut out feet to follow

In their Lodge they should think about the three stages presented on the feet. The Lodge should then go on a walk with the scouters and discuss what has to be done to plan the activity at each stage. You should have prompt questions ready for each stage. For example, if you are planning to go on a hike in 3 weeks you might ask “Where do you want to go?” and “When do you want to go?” for the ‘First Steps’ part of the walk. You might ask “What will we bring with us?” and “What activities will we do along the way?” for the ‘Short Walk’ part of the walk. Then you might ask ‘Will this help us with any of our badge work?’ and “What will we do if the weather is bad?” for the ‘In the Long Run’ part of the walk.





Reviewing

Happy Sun / Sad Cloud

Time: 15 mins

Materials Required: none

Moon can help in this exercise to review an activity. Think of some statements related to the activity. These statements should be suitable for Beaver Scouts to respond in three ways; if it made them feel happy they should run to the 'Happy Sun', if they did not like it they should run to the 'Sad Cloud', and if they thought it wasn't great they should stay in the middle.



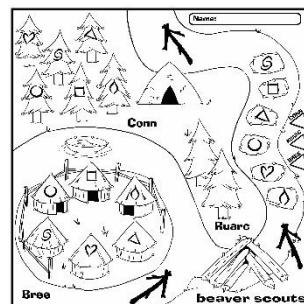
Using the Memory Bag and Map

Time: 15 mins

Materials: Memory bag and map



After an activity Beaver Scouts in their Log Chews can take some time to open their memory bag and share stories with their Lodge.



Reviewing

Emoji Review

Time: 20 mins

Materials Required: print out as below

Write/draw what part of the activity made you feel like the emoji.

