

Basic Knots

Ropework

Stopper knots

Stopper knots are used as a temporary method of stopping a rope from fraying or as a method of locking other knots which may be prone to loosening. The knots are the

Overhand Knot
Figure of Eight Knot



The overhand knot can be used to create a loop by doubling the rope and then tying the knot






Figure of Eight






Fisherman's Knot



Marline Hitch




Overhand Knot



This knot is particularly useful for tying fishing line together



Reef Knot



Joining Knot


Joining knots are used for joining ropes of different thickness together. The Reef knot and the Fisherman's Knot are used when joining ropes of the same thickness together whereas the Sheet Bend is better suited to ropes of different thickness.

The Joining Knots are
The Reef Knot
The Sheet Bend
The Fisherman's Knot



The reef knot is used for tying bandages because when tied it lies flat.

Sheet bend





When tied with light and heavy lines it may be necessary to secure with a stopper knot or complete a number of turns as it Stage 3

Fixing Knots

Fixing knots are those knots which are best suited to fixing a rope to a pole or object. The clove hitch and the round turn and two half hitches are the main knots used for fixing. The Marline Hitch is used for attaching the rungs to a rope ladder. When you need to drag a log or start a diagonal lashing you use the Timber Hitch. The Highwayman's Hitch is a fun knot which can be used to fix a rope to a branch so as to climb up or

down a tree. The beauty of this knot is that it can be removed from the ground by pulling on the slip loop. The fixing knots are:-

The Clove Hitch
The Round Turn and two Half Hitches
The Highwayman's Hitch
The Marline Hitch
Timber Hitch




The Clove Hitch is normally used for fixing to a pole or when starting or finishing a lashing

Round Turn and two half hitches




This knot is normally used to secure a rope to a tree or pole as it will not slip under strain. Normally used in boating for tying up a boat to the pier.

Highwayman's Hitch



Timber Hitch



Strain on rope keeps knot in place

Bowline

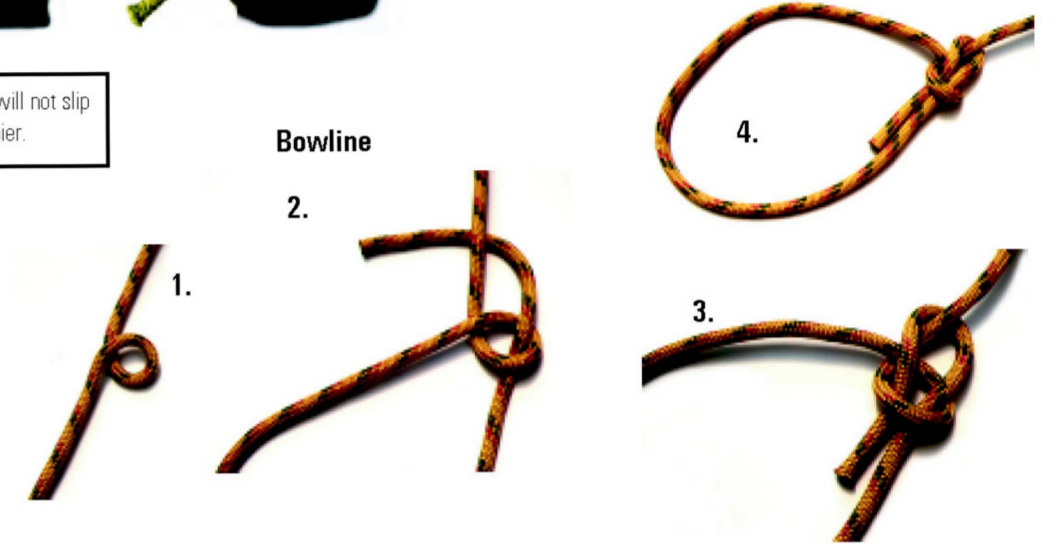


Figure of Eight Loop



Loop Knots

The bowline, figure of eight loop and manharness knot are essentially climbing knots. Each knot creates a loop that will not slip under strain. The bowline is normally used to tie yourself onto the end of a rope. The figure of eight loop is used to attach a rope to a karabiner however it can also be used to tie yourself on to the end or middle of a rope. The manharness knot can do the same job however this knot is normally used to tie on the middle of a rope.

Manharness Hitch

