

## **Peace Light**

### **The Activity:**

*To participate in the Peace Light from Bethlehem project and to bring the light to your community*

### **Activity Type:**

Patrol Activity  
Troop Activity

### **Roles:**

Activity Leaders  
Community coordinators  
Ceremonies coordinators

---

### **The Crean Award:**

#### **Discovery:**

Scouting Knowledge  
Patrol Activity

#### **Terra Nova:**

Task/Role in Patrol  
Patrol Activity

#### **Endurance:**

Promise & Law  
Patrol Activity

#### **Polar:**

Promise & Law  
Patrol Activity

---

### **SPICES**

Social  
Spiritual



## Plan

In early December each year, a candle is lit in the Grotto of Christ's Birth in the Church of the Nativity, in Bethlehem. This flame is taken by Israeli and Palestinian Scouts to Tel Aviv Airport where goes to Austria. From Vienna, Scouts transport it across Europe and beyond.

In the week before Christmas, there will be Light distribution services across Ireland. From these Scouts will take the Light to their communities: to places of worship, community centres, hospitals and homes.



This chain of lights is a symbol peace, warmth, love and family. By passing on this *Peace Light from Bethlehem* we want to help spread happiness and hope into the hearts of all those who come in contact with it.

Each year, a growing number of Scouts brings the Light across the world, and from there, it continues its journey to towns, villages and into our homes. Time is limited and a continued effort and determination is required to ensure it arrives in your community.

***For information on the Light Sharing events:***

[facebook.com/IrishPeaceLight](https://facebook.com/IrishPeaceLight)

**Also check out:**

[scout.org/peacelight](https://scout.org/peacelight)

## Do

**Step 1:** Find out where your nearest Share the Peace Light Ceremony is or make contact with the organisers to arrange to get the Peace Light to your Group. If you can at all, arrange for a number of you to attend on the Sharing Ceremonies.



**Step 2:** Make sure you have lamp or some other secure and safe way of moving the light.

**Step 3:** Plan the places in your community you would like to distribute the light to, public places are especially important. Think about places of worship, hospitals, and community centres. Then, arrange, with your Scouters, to make contact with this places and organisations to see they would be interested in receiving the light.

**Step 4:** Plan a simple ceremony for when you pass the Light on. Also, maybe give them a small information note on the Light.

**Step 5:** Make out a plan for who is going to go where to spread the Light. Also, remember that the days coming up to Christmas can be very busy for people, especially parents, so plan in advance!

## Patrol Review

Why did you take part in the Peace Light from Bethlehem?

Did everyone have a role?

What could you have done differently?

# Review SPICES

**Social**

Relationships

Communication Skills

Other Cultures

Community Involvement

Promise and Law



**Physical**

Eat Well

Personal Hygiene

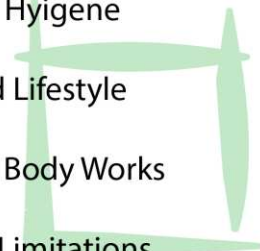
Balanced Lifestyle

How the Body Works

Physical Limitations

Health Choices

Access Help



**Intellectual**


Achieving Goals

New Ideas

Develop Creativity

Learn from Discussions

Team Member



**Character**

Promise and Law

Friends and Friendships

Plan before do


Ensuring Fairness

Respect

Differences and Views

Following Dreams

Live the Scouting Spirit



**Emotional**

Aware of Feelings

Asking/Giving Help

Responsibility for Emotions

Controlling Emotions

Going Further

Beliefs and Values

Developing Talents



**Spiritual**

Promise and Law

Impact on the Environment

Reflection

Changing Beliefs

