

Self-Feeding Fire

The Activity:

Your patrol builds a self-feeding Fire .

Activity Type:

Patrol Activity

Troop Activity

Roles:

Activity Leaders

Fire person

The Crean Award:

Discovery:

Patrol Activity

Skills

Terra Nova:

Task/Role in Patrol

Patrol Activity

Skills

Endurance:

Planning

Develop Teamwork

Polar:

Patrol Activity

SPICES

Intellectual

Social



Plan

What is a self-feeding fire?

This is a fire that if done correctly feeds itself so you don't need to sit beside it for hours feeding and nurturing it, allowing you time to concentrate on other areas of your camp.

What is it used for?

The reviews you will see online state that this burns all night to keep you warm. As with any fire you still need to keep an eye on it. This takes a lot of effort but well worth trying it out. This is predominately used for keeping you warm throughout the night but can be used to cook on also.

Equipment Needed:

- Fire blanket
- Shovel
- Mallet
- Long Stakes x 4 (minimum 4ft but can be longer - if going longer think about putting in support struts for the added weight they will carry)
- Fuel: large round logs cut to size
- Tinder, kindling and fire starters

Some Tips:

- As with any fires this is all about the preparation:
- Having enough tinder to start
- Having your larger logs cut to pre-cut to a suitable length
- As with all fires you still need to maintain and keep an eye on this fire!

Do

Step 1: Drive the 4 stakes into the ground as per the images. There should be enough room for 2 large logs to fit between your stakes. Think about staggering the 4 stakes so when you drive them down the ends don't meet underground.



Step 2: Build a mound fire between the stakes layered with soil, a fire blanket and more soil. You can light the fire directly on the fire blanket but as the nature of this fire is to burn for longer it will eventually burn through the blanket & it may have to be discarded.



Step 3: Stack the larger logs on either side of the fire as per the images. Make sure that your fire is burning from end to end so the entire log burns and not just the centre of the logs. If necessary, create a barrier with earth behind the racks to control the amount of oxygen that feeds into the fire. This will also help protect the standing stakes from catching fire.



Patrol Review

Did you build a successful self-feeding fire?

Did you have any difficulties?

Did everyone have a role in building it?

How did you use the fire?

What SPICES are relevant?
Check them off on the next page

Review SPICES

Social

Relationships

Communication Skills

Other Cultures

Community Involvement

Promise and Law



Physical

Eat Well

Personal Hygiene

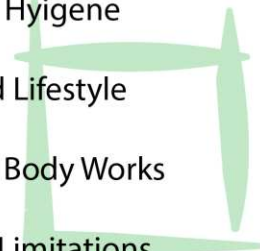
Balanced Lifestyle

How the Body Works

Physical Limitations

Health Choices

Access Help



Intellectual


Achieving Goals

New Ideas

Develop Creativity

Learn from Discussions

Team Member



Character

Promise and Law

Friends and Friendships

Plan before do


Ensuring Fairness

Respect

Differences and Views

Following Dreams

Live the Scouting Spirit



Emotional

Aware of Feelings

Asking/Giving Help

Responsibility for Emotions

Controlling Emotions

Going Further

Beliefs and Values

Developing Talents



Spiritual

Promise and Law

Impact on the Environment

Reflection

Changing Beliefs

