

## **Ballista**

**The Activity:**

*The patrol will construct a functioning ballista.*

**Activity Type:**

Patrol Activity  
Troop Activity

**Roles:**

Activity Leaders  
Fire person  
Song leaders

---

**The Crean Award:**

**Discovery:**

Patrol Activity  
Skills

**Terra Nova:**

Task/Role in Patrol  
Patrol Activity  
Skills

**Endurance:**

Planning  
Develop Teamwork

**Polar:**

Patrol Activity

---

**SPICES**

Intellectual  
Social



## Plan

Ballistas are great pioneering projects to undertake as a patrol. The catapult design described in this resource is just one of many that you might use. It requires some basic knowledge of knots (clove-hitch, diagonal lashing, square lashing and figure-of-eight lashing) and the equipment listed.

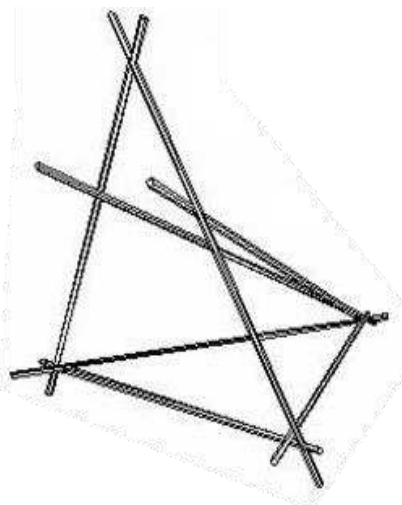
### Equipment Needed:

- 9 x Pioneering poles of various lengths
- Sisal or rope
- Disposable plastic bowl
- A tennis or sponge ball

## Do

### Step 1:

Construct a quadpod. Turn it on its side and brace it on three sides as is shown in the diagram and image.



Step 2: Square lash two poles together in a cross formation and attach the plastic bowl to the end of the longer pole by puncturing small holes in the cup to thread through rope which you can then use to attach to the pole.



Step 3: Tie two lengths of rope to the end of the cross (opposite the cup) and position the cross as pictured in the diagram and image.



**Step 4:** Place your ammunition (tennis or sponge ball) in the plastic cup and fire the catapult by pulling sharply on the two lengths of rope. You may find that altering the angle at which you pull the ropes changes the distance your ammunition will travel.



## Patrol Review

Did you build a successful ballista?

Did you try to alter it to improve it?

Did everyone have a role in building it?

What will you build next?

What SPICES are relevant?  
Check them off on the next page

# Review SPICES

**Social**

Relationships

Communication Skills

Other Cultures

Community Involvement

Promise and Law



**Physical**

Eat Well

Personal Hygiene

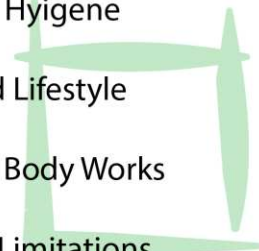
Balanced Lifestyle

How the Body Works

Physical Limitations

Health Choices

Access Help



**Intellectual**


Achieving Goals

New Ideas

Develop Creativity

Learn from Discussions

Team Member



**Character**

Promise and Law

Friends and Friendships

Plan before do

Ensuring Fairness

Respect

Differences and Views

Following Dreams

Live the Scouting Spirit



**Emotional**

Aware of Feelings

Asking/Giving Help

Responsibility for Emotions

Controlling Emotions

Going Further

Beliefs and Values

Developing Talents



**Spiritual**

Promise and Law

Impact on the Environment

Reflection

Changing Beliefs

