

Planning and Reviewing

Programme cycles are very important for the Cub Scout programme. During each programme cycle it is important that Cub Scouts are involved in at all stages, to decide and help organise their programme, to work in their Sixes supported by Scouters and to review their programme. Each programme cycle has three stages: Plan, Do, Review.



During these stages there is an opportunity for all Cub Scouts to be involved. Turas Cub Scouts might give suggestions to the Pack about what they want to do, Taisteal Cub Scouts might share what they have done before and would like to try it again and Tagann Cub Scouts might share with the Sixers Council and Scouters the ideas of their Six and help plan. This resource contains ways to engage Cub Scouts in this planning process and also how to get them to review when an activity or programme cycle has ended.

Planning

Clockwork

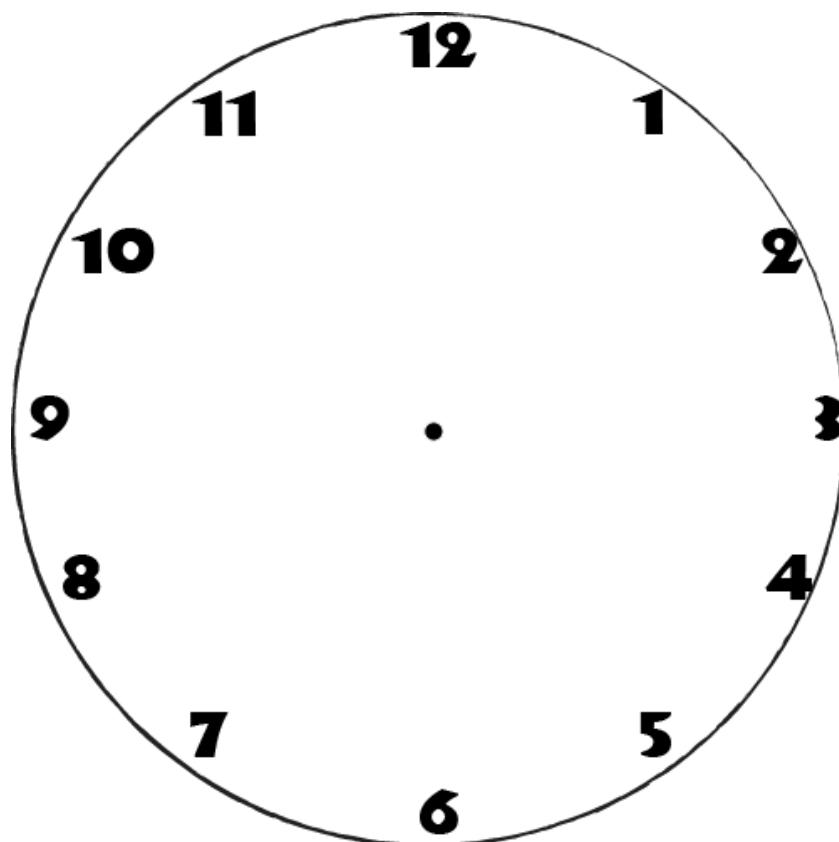
Time:

20 minutes

Materials Required:

Colours, template printout

When planning an activity, give an appropriate amount of the clock template below to each Six (e.g. if you are planning an overnight from 7pm on Friday to 8pm on Saturday, then give each Six 3 clocks). After discussing the plan for your activity with each Six, ask them to plan their time by dividing up the clock into sections of what they will be doing to include time for eating, sleeping, free time and activities.



Planning

Lands of Adventure Map

Time:

15 minutes

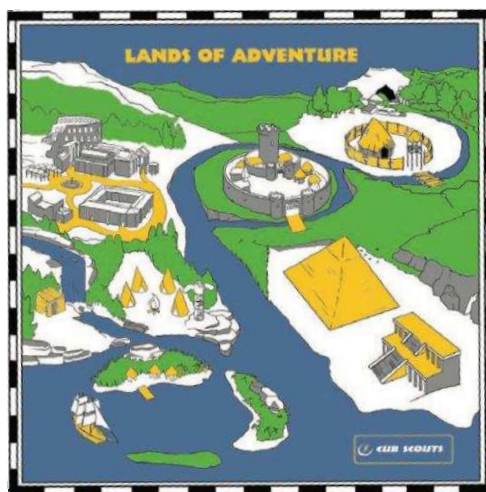

Materials Required:

Lands of Adventure Map, Cub Scouts Adventure Quest hand book, A3 paper.

Allow the Six to chose which land they want to explore next! They can use the book to stimulate some idea of activities that they could do while exploring that land.

On an A3 page, give the Six time to draw their own version of the land and write or draw what they want to do while exploring that land.

In the next Sixers Council allow each Sixer time to present their ideas to fill in to the next programme cycle.



Planning / Reviewing

Travel Cards

Time: 15 minutes

Materials Required: Travel Cards

The travel cards are a review and planning tool that can be used to help focus your activities and help review what has been learned. Take a look at this resource to find out more – <https://goo.gl/jFg7av>

Reviewing

Journey Map

Time: 15 minutes

Materials Required: Paper, colours, pens

Ask each Cub Scout to draw a road marking in all of the parts of the activity they are reviewing. Once completed allow time for them to share what they drew or wrote with their Six and ask them to share how they felt along the journey.

4 F's

Time: 15 minutes

Materials Required: none

Ask each Six to discuss the four F's in a review:

Facts: What happened?

Feelings: How did you feel it went?

Findings: What did we learn?

Future: What will we do next time?

Ensure that the Sixer brings this to discuss at the next Sixers Council.

Reviewing

Bullseye

Time: 15 minutes

Materials Required: Template below, pens or pencils

Ask the Six to reflect on their last activity and talk about how it went. Give them the 'dart board' below and ask them to write or draw how they would rate various aspects of the activity.

50 points for excellent

30 points for ok

10 points for not so great.

